



Stratford International, St Pancras International

M25

High Speed 1

RIVER THAMES

Dartford Tunnel

QEII Bridge

The Bridge

Swanscombe Peninsula

Crossways Business Park

Ingress Park

Tilbury Ferry

Stone Crossing Station

Greenhithe Station

Swanscombe Station

Northfleet Station

Northfleet Embankment

DARTFORD

EBBSFLEET VALLEY

Ebbsfleet International

GRAVESEND

Gravesend Station

North East Gravesend

Waterstone Park

Bluewater

Darent Valley Hospital

Springhead Park

A2

A2

M25

Ashford, Lille, Paris, Brussels

A2










Shorne Woods Country Park

Jeskyns

Ashenbank Wood

Cobham Park

Key

-  High Speed 1/Ebbsfleet International
-  Green space
-  Development projects
-  Developed sites
-  Motorways
-  Trunk roads
-  Existing main roads
-  North Kent railway line/stations
-  Fastrack actual and planned routes

For illustrative purposes only