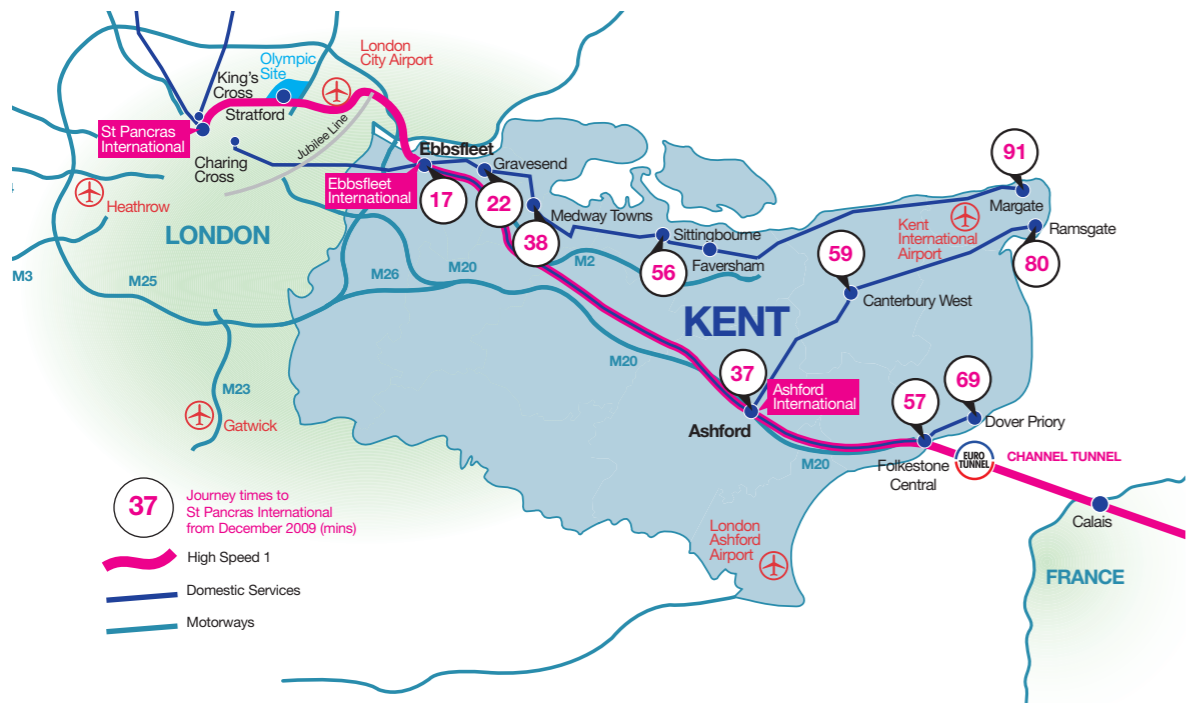
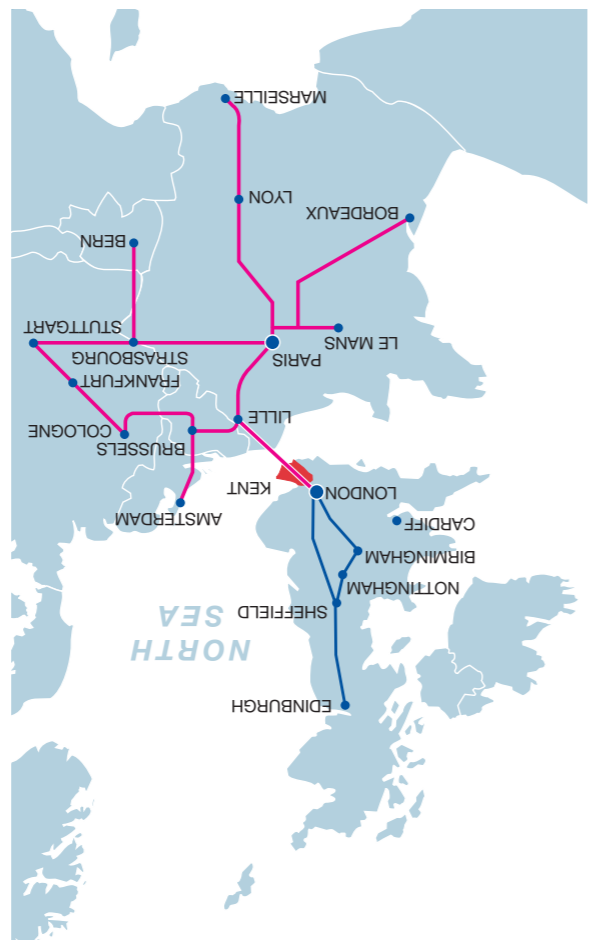
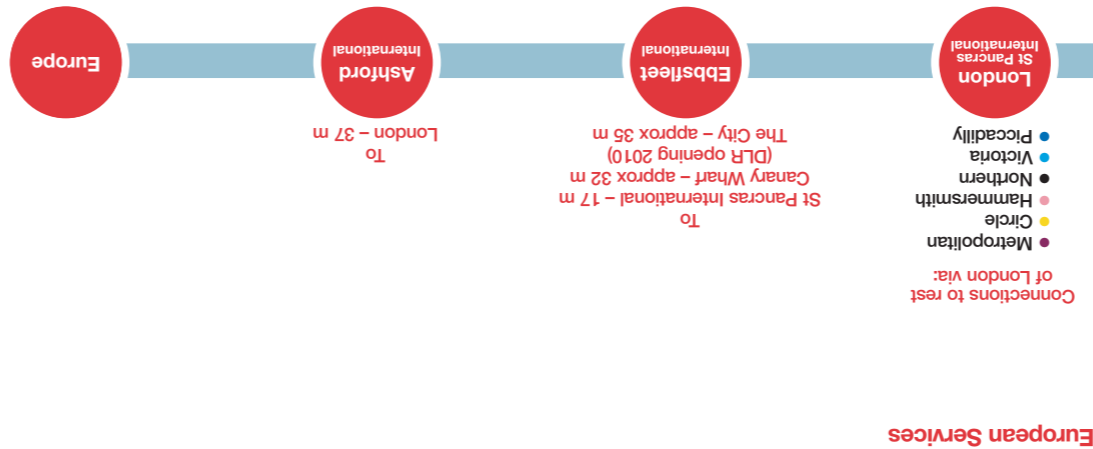


glided
 to outer
 (Remove this
 panel prior
 to printing)



Travel times correct at time of going to press and are subject to change.



High Speed Service Frequency

(December 2009)
 Peak time service arriving at St Pancras International
 Total number of trains arriving at each station during peak times (07.00 – 09.59)

Station	Total train services during Peak
St Pancras International	19
Stratford	19
Ebbsfleet International	12
Gravesend	6
Medway Towns	6
Sittingbourne	6
Faversham	6
Margate	6
Ramsgate	5
Canterbury West	5
Ashford International	6
Folkestone	5
Dover	5

UK Services (December 2009)

To	From Ebbsfleet International	From Ashford International
Leicester	1h 35	1h 54
Derby	2h 09	2h 28
Nottingham	2h 12	2h 31
York	2h 35	2h 54
Sheffield	2h 37	2h 56
Leeds	3h 09	3h 28
Newcastle	3h 35	3h 54
Edinburgh	5h 05	5h 24

These times are based on new travel times from Ebbsfleet and Ashford from 2009 and the current fastest travel times from St Pancras/King's Cross to named destinations plus a short transfer. Similar fast journey times are available from many North and East Kent towns. For further information, please see www.southeasternrailway.co.uk.

Kent is the perfect location for doing business in London, the rest of the UK, and Europe. But soon connections are going to be even quicker, more comfortable and more convenient thanks to new state-of-the-art high-speed trains which will cut journey times within the county and further afield by up to half.

From 13 December 2009, high-speed passenger services will run from Kent to London on High Speed 1 (HS1), the UK's first high-speed rail line. Ebbsfleet International in North Kent will be only 17 minutes from St Pancras International, Ashford's journey time will be cut to 37 minutes and Folkestone Central's to 57 minutes. The Olympic site will be only 11 minutes from Ebbsfleet International.

The new services will also make Kent much more accessible from key cities in the Midlands and the North, with Leicester taking approximately 1h 30, Sheffield about 2h 30 and Leeds just over 3 hours from Ebbsfleet International.

However you're travelling, Kent's world-class transport network makes you better connected.